



Annual Report of the Output of “Iranian Journal of Public Health” during 2019-2022

Dariush D Farhud

Editor-in-Chief

(Received 10 Jan 2023; accepted 12 Jan 2023)

In this section, a report is presented to demonstrate the output of **Iran J Public Health**, for the year 2022. Besides, a comparison of the situation of the journal from 2019-2022 will be presented as well.

The total number of manuscripts received during 2022 was 2429 from 54 countries. Of course, only the country of corresponding author was considered, so altogether much more countries we had in the panel. This year, Iran had the highest rate of submission, followed by China and Turkey (Table 1). Figure 1 presents the total number of articles published during 2019-22 in terms of the frequency of submission, rejection and acceptance rate.

Out of total submission of 2429 articles during 2022, 2102 articles were rejected after initial in-house evaluation in addition to subsequent peer review. Therefore, the acceptance rate for this year was 8.3%.

As usual, during the last year, we screened all submitted papers using iThenticate plagiarism checker software to check the probable plagiarism. We tried mostly to ask the authors to correct their articles for minor plagiarism. Overall, we are bound to Committee of Publication Ethics (COPE), so we observe its rules on how to monitor the cases detected as plagiarism. Fortunately, altogether, less than five articles were rejected due to major plagiarism.

In relation to Covid-19 pandemic, the journal tried to play its role on the expanding the knowledge as

for the prevention and control of the disease, so not only we tried for every issue to publish some articles out of turn and we will continue it until the eradication of the disease.

The Journal continued its policy as for exact peer review rules including in-house evaluation followed by double blind peer review system. Figure 2, demonstrates the total number of articles published during 2019-22 in terms of the percentage of acceptance and rejection rate. Some manuscripts submitted during 2021, are still in the process of peer review so we have no idea of their destination. However, the rejection rate in 2022 was 86.5%.

The types of articles published during 2019-22 are shown in Fig. 3. Accordingly, Original Articles had the highest rate of publication during the last four years.

Due to high flow of submitted manuscripts, in many cases, the authors were requested to change the format of “Original Article” to “Letter to the Editor”.

The Impact Factor (IF) announced by Clarivate Analytics (Formerly ISI) for the year 2021 was 1.479, improved in comparison to previous years. According to <https://www.scimagojr.com/journalsearch.php> the H index of the journal was 44 until 2021, moreover the rank of the journal was Q3 (Fig. 4). Besides, SCOPUS has reported SJR as 0.34 and Cite Score as 2.1 for the year 2021.



Table 1: The frequency of manuscripts received by Iran J Public Health during 2022 in terms of the frequency of submission, rejection and acceptance rate*

No.	Country	Sub-mis-sion	Re-jected	Ac-cepted
1	Albania	1	1	-
2	Algeria	4	4	-
3	Armenia	1	1	-
4	Azerbaijan	1	-	1
5	Bangladesh	6	6	-
6	Bosnia	3	3	-
7	Brazil	12	10	1
8	Bulgaria	11	8	2
9	Canada	1	1	-
10	Czech	2	2	-
11	Chile	1	-	1
12	China	446	353	70
13	Cyprus	11	9	-
14	Dominican	1	1	-
15	Egypt	5	5	-
16	Ethiopia	14	14	-
17	Georgia	4	4	-
18	Germany	2	2	-
19	Ghana	2	2	-
20	Greece	1	1	-
21	Hungary	1	1	-
22	India	71	71	-
23	Indonesia	215	205	5
24	Iran	1024	884	77
25	Iraq	40	40	-
26	Jordan	8	7	-
27	Kazakhstan	9	7	-

28	Korea	33	15	14
29	Kosovo	1	-	
30	Malaysia	27	23	4
31	Mexico	5	5	-
32	Mongolia	2	2	-
33	Montenegro	6	3	2
34	Morocco	17	16	-
35	Nepal	1	1	-
36	Nigeria	10	10	-
37	Oman	1	1	-
38	Pakistan	65	63	2
39	Palestine	2	2	-
40	Peru	1	1	-
41	Poland	4	4	-
42	Romania	9	9	-
43	Russia	4	4	-
44	Saudi Arabia	24	20	3
45	Serbia	21	16	2
46	Slovenia	1	1	-
47	South Africa	2	2	-
48	Spain	1	1	-
49	Sri Lanka	2	2	-
50	Thailand	19	13	2
51	Tunisia	4	4	-
52	Turkey	265	237	17
53	United Arab Emirates	2	2	-
54	Vietnam	3	3	-
Total	-	2429	2102	203

***Note:** Some manuscripts submitted during 2022, are still in the process of peer review so we have no idea of their destination. Accordingly, the cell is left blank.

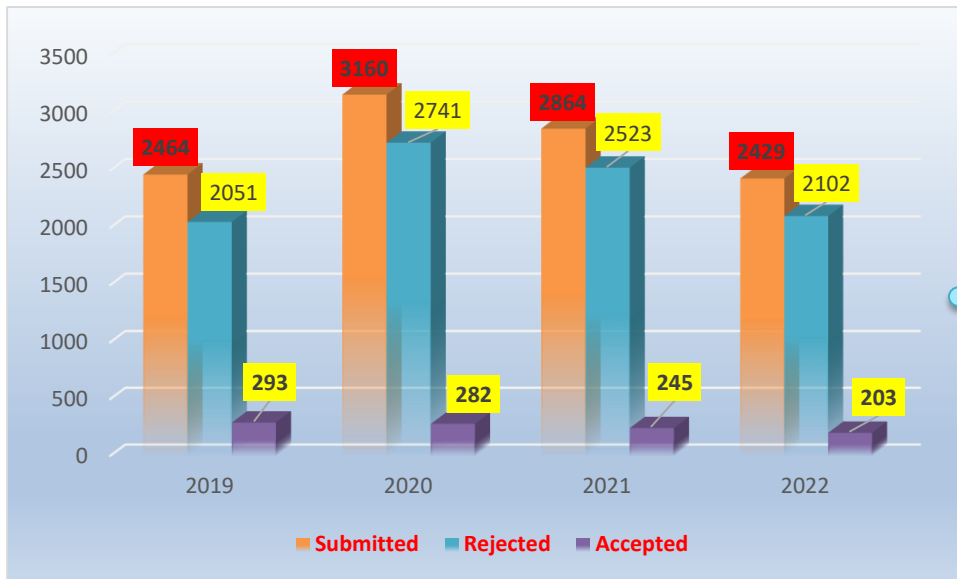


Fig. 1: Total number of articles submitted during 2019-22 in the context of the frequency of submission, rejection and acceptance rate.

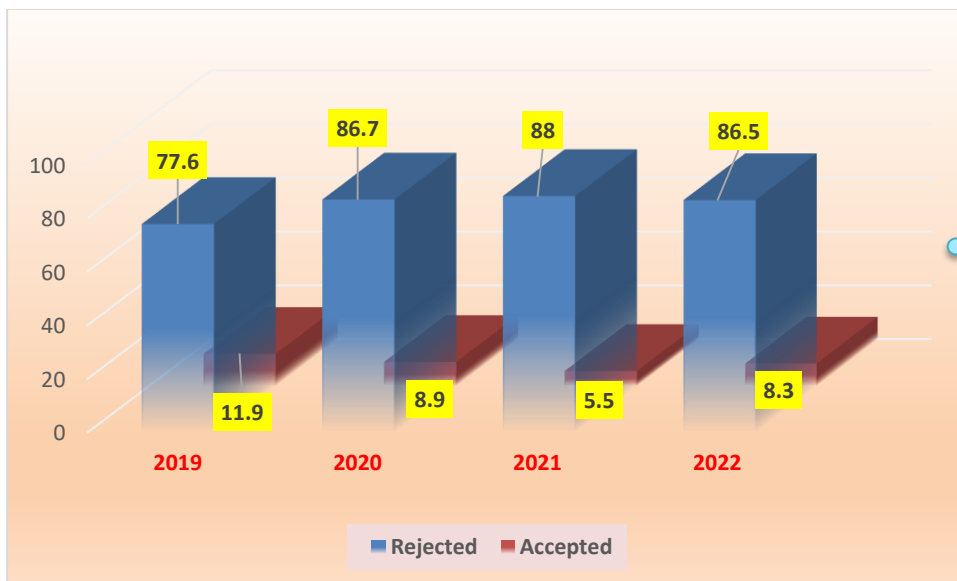


Fig. 2: The percentage of acceptance and rejection rate during 2019-22.

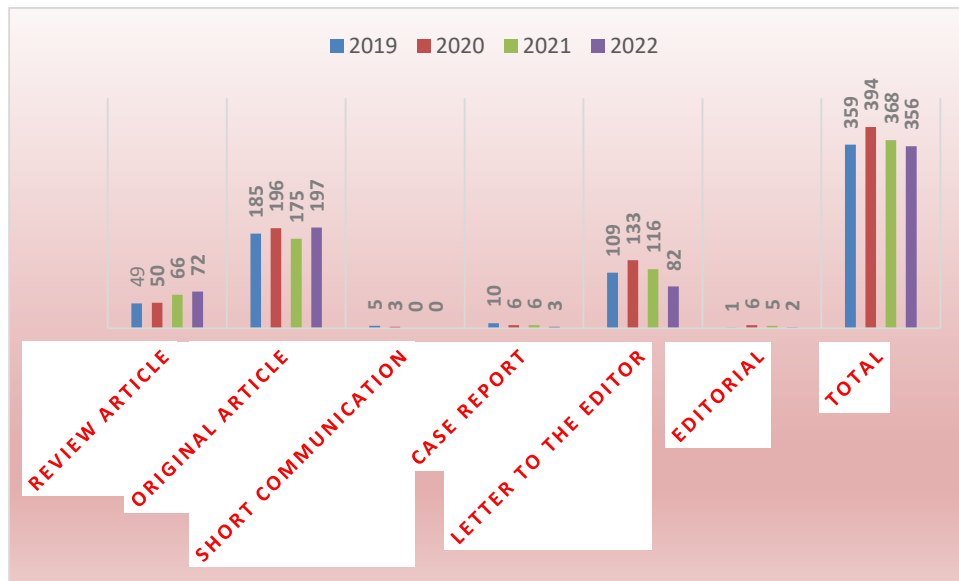


Fig. 3: Total number of articles during 2019-22 based on the type of published papers.



Fig. 4: Key Indicators announced by Scimagojr.com for the year 2021.