



Removal of Malathion Insecticide from Water by Employing Acoustical Wave Technology

M Shayeghi¹, *MH Dehghani², AM Fadaei²

¹Dept. of Medical Entomology and Vector Control, School of Public Health, Tehran University of Medical Sciences, Tehran, Iran

²Dept. of Environmental Health Engineering, School of Public Health, Tehran University of Medical Sciences, Institute for Environmental Research, Tehran, Iran

(Received 22 Feb 2011; accepted 17 Sep 2011)

Abstract

Background: Organophosphorus pesticides are one of the most prevalent usages for pest control in the country. Such pesticides enter into water sources by different routes. Since drinking of contaminated water at the higher doses than the standard level, may causes undesirable effects to human health and ecosystem. The object of this research was to investigate the effect of various parameters including time, power and concentration on sonodecomposition of malathion insecticide in the water.

Methods: The sonochemical degradation of malathion was investigated using acoustic wave technology (AWT). AWT with 130 kHz was used to study the decomposition of insecticide solution. Samples were analyzed using HPLC at different intervals times. Effectiveness of AWT at different times (20, 40, 60, 80, 100, and 120 minutes), concentrations of malathion at 2, 4 and 8 mg/L as well as powers of device (300W, 400W, 500W) are compared.

Results: These findings showed that the degradation of the malathion insecticide at lower concentrations was greater in comparison to higher concentrations. Also, there was positive correlation between power increasing and the ability to malathion degradation

Conclusion: The sonodegradation of malathion at different concentrations and powers was successfully achieved. It has been shown that acoustical wave technology can be used to reduce the concentration of dissolved insecticide using high frequency.

Keywords: Malathion insecticide, Acoustic wave technology, Sonochemical decomposition

Introduction

Malathion insecticide is moderately mobile to very highly mobile in soils, creating the potential for it to move through the soil profile and into groundwater. Malathion is an organophosphate pesticide and is generally not very persistent in the environment. Since malathion insecticide is widely used for industry and insect control in agricultural crops, its fate in the environment is very important. Insecticide contamination of water has been recognized as a major contaminant in world because of their potential toxicity to human and animals (1-4). Its chemical structure is (C₁₀H₁₉O₆PS₂).

Many methods for insecticide waste treatment have been considered (5- 8). A variety of physical and chemical methods are employed for the removal of aqueous insecticides. Several techniques to eliminate insecticides have been so far considered, like ozonation (9- 11), adsorption by activated coke (3, 12, 13), ultraviolet irradiation and hydrogen peroxide (14- 24).

AWT has been used to induce or accelerate a variety of reactions. These reactors have a board range of industrial applications, including water treatment (25- 28). Since 1990, there has been increasing interest in the sonochemical decomposition of aqueous solutions both in

*Corresponding Author: Fax: (+ 98 21 6641 9984), E-mail: hdehghani@tums.ac.ir

water decontamination (29). The chemical effects of AWT of aqueous environment are believed to be related with acoustic bubbles (30-34).

The present research deals with the sonochemical decomposition of selected malathion insecticides in the AWT. The objective of study was to determine the potential of batch reactor for decomposition of malathion in different conditions such as power, concentration and decomposition time.

Materials and Methods

Sonochemical experiments were carried out in a sonoreactor equipped with two piezoelectric Transducers (5cm diameter) fixed at the bottom of the vessel. In sonoreactor the vibrational energy is transferred to the reaction mixture via two parallel stainless-steel plates that are bolted together. Each plate is driven by magnetostrictive transducers. Magnetostrictive materials transducer or convert magnetic energy to mechanical energy and vice versa. Characteristics of the reactor were as following: Power: 300 W, 400 W, 500 W; Frequency: 130 kHz; Reactor type: Basin, Flow type: Batch; Capacity: 1.5 L. Also, Experimental conditions for decomposition operations are shown in Table 1.

Procedures

Sample was prepared by dissolving a known volume of insecticide with %95 concentration in 1000 ml of distilled water in a volumetric vessel. All organic solvents (acetone, hexane) were of analytical reagent grade, supplied by Merck Company. Homogenized samples pretreated at temperatures 18–20 °C were placed in reactor. Reactor temperature was controlled with the flowing of condensation water surrounding the reactor. Therefore, temperature did not exceeded 18–20 °C in any experiment. Malathion insecticide samples were exposed to a fixed frequency of 130 kHz. All sonicated solutions were analyzed for malathion and decomposition operation by HPLC at different

time intervals. Characteristics of the HPLC system were as following: Column Inertsil: ODS – 2; 150 × 4.6 mm chromSep: stainless steel Cat.No.2922; Mobile phase: CH₃CN/H₂O (65:35, V: V); Temperature: 40 °C; Detector UV: wavelength 210 nm; Flow rate: 1mL/min. All the analyses were performed according to the procedures outlined in standard methods (35).

Calculation method

The definition of malathion decomposition percentage (DP) is as follows:

$$DP = (C_1 - C_2) / C_1 \times 100$$

Where:

DP (%) is the degradation percentage of the reactor,

C₁ is the initial concentration of malathion (mg/l),

C₂ is the concentration of malathion (mg/l) after reaction for (t) time

Results

An aqueous solution of malathion was sonicated in a batch reactor for different concentration, power, fixed frequency and different times. During the sonochemical decomposition, the concentrations of malathion were determined and the ultraviolet absorption spectra of the aqueous solution were measured.

Effect of initial concentration

The effect of initial malathion concentration on the removal percentage is shown Fig. 1, 2 and 3. Different initial malathion concentrations resulted in different removal percentage. The removal percentage decreased with increasing initial concentration in the range of 2 mg/L, 4 mg/L and 8 mg/L under sonication after 120 min. Clearly, the rate of sonochemical decomposition is slow in the presence of high concentration of malathion. i.e.; the increase of malathion concentration in the solutions significantly decreased the rate of decomposition after 120 minutes. As expected, the decomposition

percentage is the highest for the lowest concentration as shown in Figures. In our experiments we found that the appropriate insecticide decomposition is 2 mg/L after 120 minutes. One way ANOVA and Post hoc tests indicated that mean difference is significant at the 0.05 level.

Effect of time

The effect of time on the decomposition of malathion was shown in Fig. 1, 2 and 3. The decomposition percentage of malathion was 91.11 % (2 mg/L), 89.67 % (4 mg/L) and 80.23 % (8 mg/L) for 300 W (Fig. 1). Also, decomposition percentage was 98.55 % (2 mg /L), 91.76 % (4 mg/L) and 89.78 % (8 mg/L) for 400 W (Fig. 2). However, decomposition percentage was 99.98 % (2 mg /L), 95.47 % (4 mg/L) and 92.65 % (8 mg/L) after 120 min for 500 W (Fig. 3). The results indicated that with an increase in the time, a growing degree of solution decomposition is not observed.

Effect of pH

The results showed that sonolysis had no considerable effect on pH of insecticide samples, although the minor change occurred were no significant.

Effect of temperature

With an increase in the decomposition time, temperature increase. For example, in 120 minutes was within 40°C and it is due to acoustic cavitation (36-46). In this study, the reaction temperature was controlled with the flowing of condensation water surrounding the reactor bath. Therefore, experiments showed that temperature increase of insecticide samples during sonication had no considerable effect on decomposition of insecticide.

Effect of acoustic power

The effect of power on the malathion decomposition was also studied for 300 W, 400 W and 500 W. One way ANOVA and Post hoc test showed the mean difference is significant between removal efficiencies ($P < 0.05$).

Table 1: Experimental conditions for decomposition operations

Frequency (kHz)	Power (W)	Sonication time (min)	Initial concentration (mg/L)	Sample volume (mL)	Temperature (°C)	pH
130	300, 400, 500	20, 40, 60, 80, 100, 120	2, 4, 8	200	18-20	6.8-7

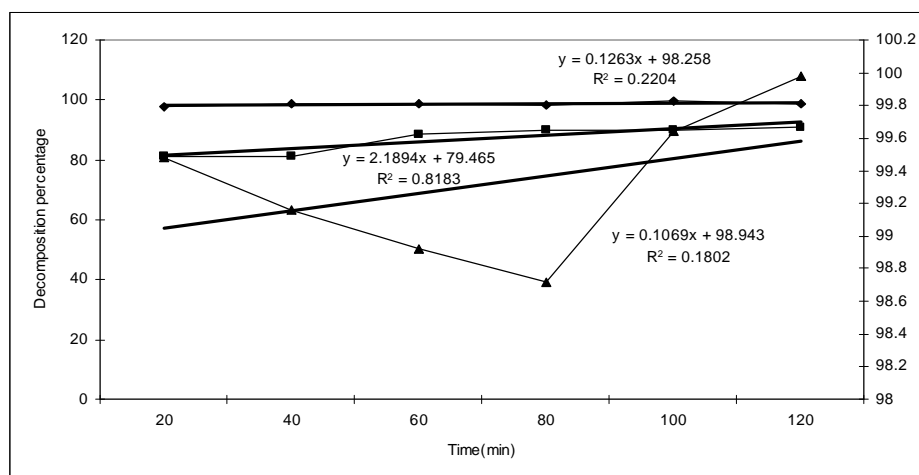


Fig. 1: Comparison of decomposition percentage at different powers for 2 mg / L

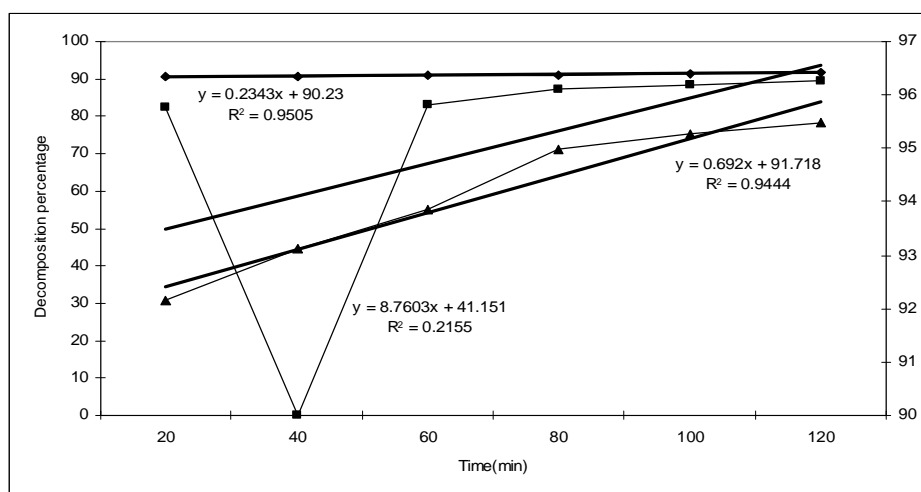


Fig. 2: Comparison of decomposition percentage at different powers for 4 mg / L

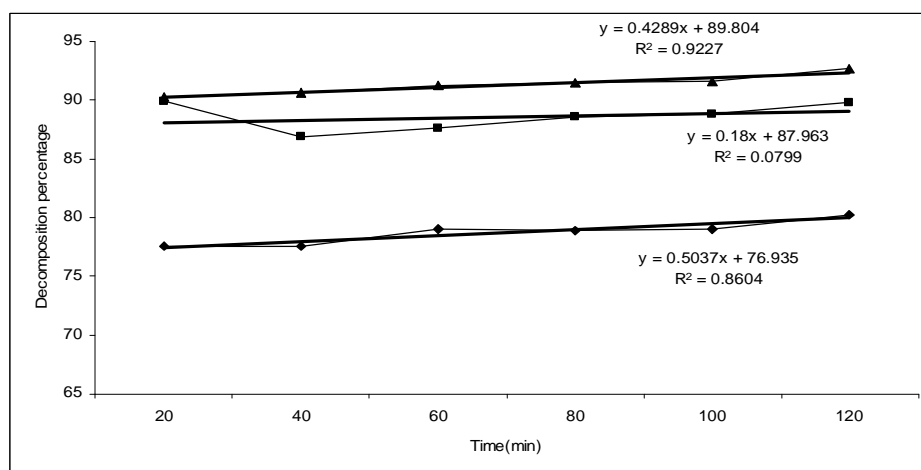


Fig. 3: Comparison of decomposition percentage at different powers for 8 mg / L

Discussion

The malathion insecticide decomposition process can be described using the effectiveness of ultrasonic irradiation by the formation the OH radicals. The OH radicals, which are produced in the hot vapor phase, may react there or they may diffuse into and react within the surrounding liquid phase. The hydroxyl radicals react with malathion by hydrogen abstraction or

electrophilic addition to double bonds were also reported previously (40- 46).

This research revealed that is the possibility of degrade efficiently of malathion insecticide in water, by AWT. The sonodecomposition of malathion insecticide at different concentrations and powers was successfully were achieved. It has been shown that AWT can be used to re

duce the concentration of insecticide using 130 kHz. Statistical analysis shows that power and initial concentration are effective parameters for decomposition of malathion.

Researches (38-43) indicated that percentage of decomposition rate of malathion varies with initial concentration after exposing to irradiation which is basically the steady state phase. Matouq et al. (2008) reported that initial malathion concentration decreases with decomposition time, and as time reached certain period, meaning that the steady state phase has been achieved (38). Kotronarou et al. (1992) explained that if the reactants were unbuffered, the pH of the solution changed during ultrasonication. After 30 min of sonication, the pH dropped from 6 to 4 (41). In addition, Hua et al. (2001) indicated that a low pH is not required for sonodecomposition of insecticide (36).

Hua et al. (2001) reported that faster decomposition rates are observed at higher power (36). Hua et al. (1995), Henglein and Gutierrez (1990) showed that faster decomposition rates at high powers were observed because the number of cavitation bubbles in solution depends upon the power (39, 40).

The best circumstance for sonodecomposition was provided for lower initial concentration and the highest power after 120 min, i.e.; an increase in concentration results in decrease in the decomposition efficiency. Also, when the power increased, the ability of decomposition process will be increased.

Ethical Considerations

Ethical issue principles including plagiarism, informed consent, misconduct, data fabrication and/or falsification, double publication and/or submission, redundancy, etc. have been completely observed by the authors.

Acknowledgements

This research has been supported by Tehran University of Medical Sciences and Health Ser-

vices, Grant 11663-27-02-90. The authors declare that there is no conflict of interests.

References

1. WHO (1996). The WHO recommended classification of pesticides by hazard and guidelines to classification 1996–1997. Geneva, World Health Organization, International Programme on Chemical Safety.
2. Safi JM (2002). Association between chronic exposures to pesticides and recorded cases of human malignancy in Gaza Governorates. *Sic Total Environ*, 284: 75-84.
3. Richard Y, Duguet JP, Hubele C (1991). Pesticides et eau potable–Le dossier du mois. L’Eau, L’Industrie. *Les Nuisances*, 144: 44–46.
4. EXTOWNET (2000). Extension toxicology network pesticide information profiles web page, <http://ace.orst.edu/info/extownet/pips/malathio.htm>.
5. Benito Y, Arrojo S, Vidal P (2005). Hydrodynamic cavitations as a low-cost AOP for wastewater treatment: Preliminary results and a new design approach. Wessex Institute of Technology, pp. 495–504.
6. Krueger FN, Seiber J N (1984). Treatment and disposal of pesticide wastes, ACS symposium series 259. *Am Chem Soc*, Washington, D.C.
7. Norwood VM (1990). A literature review of waste treatment technologies which may be applicable to wastes generated at fertilizer/agricultural dealer sites, Bulletin Y-214. NFERC, Tennessee Valley Authority, Muscle Shoals, AL.
8. Somich CJ, Muldoon MT (1990). Kearney PC, On-site treatment of pesticide waste and rinsate using ozone and biologically active soil. *Environ Sci Technol*, 24: 745-749.
9. Asakura Y, Nishida T, Koda S (2008). Effects of ultrasonic frequency and liquid height on sonochemical efficiency of

- large-scale sonochemical reactors. *Ultrason Sonochem*, 15: 244–250.
10. Legube B, Guyon S, Dore M (1987). Ozonation of aqueous solutions of nitrogen heterocyclic compounds: benzotriazoles, atrazine and amitrole. *Ozone Sci Eng*, 9: 233–246.
 11. Benitez FJ, Beltran-Heredia J, Gonzalez T, Acero JL (1995). Advanced oxidation processes in the degradation of cyanazine. *Ozone Sci Eng*, 17: 237–258.
 12. Battaglia G (1989). Atrazine elimination according to the drinking water regulations. *Water Supply*, 7:161–168.
 13. Mason TJ, Lorimer JP (2002). Applied sonochemistry: Uses of power ultrasound in chemistry and processing, Wiley-VCH, Weinheim, Germany, pp. 36–45.
 14. Bourguin FP, Chapman JI, Kerai H (1995). The degradation of atrazine and other pesticides by photolysis. *CIWEM*, 9: 417–423.
 15. Bachman J, Patterson H (1999). Photodecomposition of the carbamate pesticide carbofuran: kinetics and the influence of dissolved organic matter. *Environ Sci Technol*, 33: 874–881.
 16. Battacharya A, Raha P, Das A (1994). Studies on the photodegradation of carbofuran. *Chemosphere*, 29: 155–162.
 17. Benitez FJ, Beltran-Heredia J, Gonzalez T (1995). Photooxidation of carbofuran by a polychromatic UV irradiation without and with hydrogen peroxide. *Ind Eng Chem Res*, 34:4099–4105.
 18. Huston P, Pignatello J (1999). Degradation of selected pesticide active ingredients and commercial formulations in water by the photo-assisted Fenton reaction. *Wat Res*, 33:1238–1246.
 19. Mansour M, Feicht E, Behecti A (1997). Experimental approaches to studying the photostability of selected pesticides in water and soil. *Chemosphere*, 35, 39–50.
 20. Peterson D, Watson D, Winterlin W (1988). The destruction of ground water threatening pesticides using high intensity UV light. *Environ Sci Health B*, 23: 587–603.
 21. Raha P, Das AK. Photodegradation of carbofuran. *Chemosphere*, 21:99–106(1990).
 22. Baron J, Corre S, Denis P (1994). Désinfection par ultra-violets des effluents issus d'une station d'épuration: tude pilote dans la région brestoise. *Tech Sci Meth*, 5: 263–267.
 23. Bellobono IR, Barni B, Gianturco F(1995). Preindustrial experience in advanced oxidation and integral photodegradation of organics in potable waters and wastewaters by photopermt membranes immobilizing titanium dioxide and promoting photocatalyst. *Membr Sci*, 102:139–147.
 24. Boisdon V, E. cacité de la (1995). Désinfection par les procédés d'oxydation chimique et de rayonnement ultraviolet. *Tech Sci Meth*, 3: 228–236.
 25. Gogate PR, Wilhelm AM, Pandit AB (2003). Some aspects of the design of sonochemical reactors. *Ultrason Sonochem*, 10:325–330.
 26. Suslick KS, Price G (1999). Applications of ultrasound to materials chemistry. *Annu Rev Matl. Sci.* 29:295-326.
 27. Suslick KS, Crum LA (1997). Sonochemistry and Sonoluminescence in Encyclopedia of Acoustics, Crocker, M. J., ed., Wiley-Interscience: New York, Vol 1, 271-282.
 28. Joyce E (2002). The development and evaluation of ultrasound for the treatment of bacterial suspension. *Ultrason Sonochem*, 10: 315-318.
 29. Destailats H, Lesko TM, Knowlton M, Wallace H, Hoffmann MR (2001). Scale-up of sonochemical reactors for water treatment, *Ind. Eng. Chem Res*, 40:3855–3860.
 30. Wayment DG, Casadonte DJ (2002). Design and calibration of a single-transducer variable-frequency sonication system. *Ultrason Sonochem*, 9:189–195.
 31. Mason TJ, Collings A, Sumel A (2004). Sonic and ultrasonic removal of chemical contaminants from soil in the laboratory and on a large scale. *Ultrason Sonochem*, 11:205–210.

32. Arrojo S, Benito Y (2008). A theoretical study of hydrodynamic cavitation. *Ultrason Sonochem*, 15: 203–211.
33. Hung H, Hoffmann MR (1999). Kinetics and mechanism of the sonolytic degradation of chlorinated hydrocarbons: frequency effects. *Phys Chem A*, 15: 2734–2739.
34. Beckett MA, Hua I (2001). Impact of ultrasonic frequency on aqueous sonoluminescence and sonochemistry. *Phys Chem A*, 15:3796–3802.
35. APHA (2005). Standard methods for the examination of water and wastewater, American Public Health Association, Washington, DC.
36. Hua I, Pfalzer-Thompson U (2001). Ultrasonic irradiation of carbofuran: Decomposition kinetics and reactor characterization. *Wat Res*, 6: 1445-1452.
37. Laborde JL, Bouyer C (1998). Acoustic cavitation field prediction at low and high frequency ultrasounds. *Ultrasonics*, 36: 581-587.
38. Matouq MA, Al-Anber ZA, Tagava T, Aljbour S, Al-Shannag M (2008). Degradation of dissolved diazinon pesticide in water using the high frequency of ultrasound wave. *Ultrasonics*, 15:869-874.
39. Hua I, Hochemer RH, Hoffman MR (1995). Sonochemical degradation of p-nitrophenol in a parallel-plate near-field acoustical processor. *Environ Sci Technol*, 29: 2790-2796.
40. Henglein A, Gutierrez M (1990). Chemical effects of continuous and pulsed ultrasound: a comparative study of polymer degradation and iodide oxidation. *Phys Chem*, 94:5169-5172.
41. Kotronarou A, Mills G, Hoffman MR (1992). Decomposition of parathion in aqueous solution by ultrasonic irradiation. *Environ Sci Technol*, 26:1460-1462.
42. Suslick S (1994). The chemistry of ultrasound, Encyclopedia Britannica: Chicago P., 138-155.
43. Hua I, Hoffman MR (1997). Optimization of ultrasonic irradiation as an advanced oxidation technology. *Environ Sci Technol*, 31: 2237-2243.
44. Dehghani MH, Jahed GhR, Vaezi F (2006). Evaluation of USR technology on the destruction of HPC organisms. *Pakistan J Biological Sciences*, 9: 2127-2131.
45. Dehghani MH, Changani F (2006). The effect of acoustic cavitation on Chlorophyceae from effluent of wastewater treatment plant. *Environ Technol*, 27: 963-968.
46. Shayeghi M, Dehghani MH, Mahvi AH, Azam K (2010). Application of acoustical processor reactors for degradation of diazinon from surface water. *Iranian J Arthropod-Borne Dis*, 4: 11–18.